

PRODUCT CATALOGUE

Steel n Style



CONTENTS

ABOUT US

HOME RANGE

Available Variants	06
Wardrobes	16
Knock-Down Wardrobes	22
Dressing Wardrobes	23
Beds	24
Alnas	25

OFFICE RANGE

Office Wardrobes	26
Bookshelves	29
Filing Cabinets	29
Dexter Table	30
Slotted Angle Racks	31

TATA STEEL has always been at the forefront of innovation in the Indian steel industry and the brand's products are major contributors to the construction of homes & offices across India. Over the last few decades, Tata Steel's focus has also increased to venture into the Interior Design sector too, with the help of their Services & Solutions initiatives.

In 2007, Tata Steel envisioned Steel n Style, a furniture brand that has changed the steel furniture industry. Starting with one store in Guwahati, Assam; the brand has now grown into a major supplier in the home & office furniture segments, with a presence in all major towns of Eastern India.

What sets Steel n Style apart is the trust & transparency offered to the consumer from start to end, right from manufacturing to after-sales support. This transparency has historically been missing in the steel furniture segment, which means a consumer seldom knows about important aspects of the product they are buying, such as - source of raw material, thickness of steel used, weight of the product, load capacity, after-sales support and more.

At Steel n Style, we strive to be as transparent as possible, allowing our customers to make an informed decision. We know that the 'almirah' is still the safeguard of Indian homes & offices. We strive to deliver the Peace of Mind that should come with the purchase of a steel wardrobe.



Bihar

Bengal

Jharkhand

North East

Odisha

Uttar Pradesh

Scan code to find
your nearest Dealers



or visit
www.steelstyle.in/dealers

Best in Class Manufacturing



TRUST



We value the trust our customers have in our brand. What sets us apart from the competitors is our transparency about the weight of each product and the thickness of steel used. Not only this, we are among the handful of brands to have an after-sales service team. Bringing a Steel n Style product home also means bringing home Peace of Mind.

SOURCE of Material



In a mostly unorganized market, Steel n Style stands out due to its association with Tata Steel. The brand is known for its unique commitment to quality and customer service. We ensure that each and every product that comes out of our factory is made from the finest steel India has to offer. Besides steel, every component that goes into our product is sourced from the country's best suppliers and our standards are meticulously maintained.

DURABILITY



The 'almirah' is the safeguard of each Indian home. This is where we keep our most prized valuables. It is important for this key piece of furniture to be able to withstand the test of time. Our products are built for a lifetime of use.

FULL VALUE



Our products come with a promise of the finest raw material, the best production processes and stringent quality checks; making Steel n Style the most value-for-money investment for your home.

Steel n Style

HOME RANGE

Steel n Style for homes

The home range comprises of wardrobes, beds & traditional alnas which are a great addition to your living space. The range is designed to cater to various individual needs through multiple choices in terms of utility, design, colour & size.



Available Variants

- > **PRINTED**
- > **RIBBED**
- > **SPARKLE**
- > **SOLID**

PRINTED

A new introduction to our lineup, our Printed doors are first powder-coated to give them a smooth and even surface, and then further printed using Ultraviolet (UV) technology. What sets our range apart is the collection of never-seen-before designs, which have been specially developed by creative minds working in the fashion industry. Our printed doors are available in both matte & glossy finishes.

Available in - Affinity, Crown, Majestic, Mammoth & Slimish Series



PRINTED



Sunset




Warm Foothills



Hilltop

PRINTED

Steel n Style



The Valley



Red Cactus



Full Bloom



Early Bird




Floral

Steel n Style

RIBBED

Our ribbed doors give our customers a chance to set their wardrobes apart from every other offering in the market. The unique ribbed patterns run on the entire length of the doors, which also adds to the rigidity and strength of the door. Make sure to check out our Wooden Printed & Ribbed offering, the wooden plank pattern gives the appearance of a wooden wardrobe, with the strength of steel doors.

Available in - Affinity, Majestic, Mammoth & Slimish Series



Solid Colours




Wooden



SPARKLE

A new entrant in the Powder Coating offering, these doors have a metallic & glittery finish on them. The doors also have a high-glossy look, making them almost reflective. This range's true beauty is truly apparent in-person, so if your nearest showroom has this in stock, do request them to show you a piece.


Available in - Affinity, Crown, Majestic, Mammoth & Slimish Series



Chocolate Brown



Copper



Royal Blue

Steel n Style

SOLID

Our beloved solid colour range looks just as vibrant and classy as ever before. This is the classic choice when it comes to steel furniture, and choosing the right colour can really make a difference to the look & feel of your home and office.

Available in - Our entire range



SOLID

Steel n Style



Spring Green



Sky Grey



Glossy Pink



Brown



Aqua Blue

SOLID

Steel n Style



Sky Blue



Cherry Red



Dark Grey

Steel n Style

WARDROBES FOR HOMES



Afinity Series



Affinity X1



Affinity X2



Affinity MP3

Model Name	Outer Dimensions (in Inches)			Sheets Thickness (Gauge)	Weight (in kg)	Per Shelf Load Capacity (in kg)
	Height	Width	Depth			
Affinity X1	77"	36"	20"	21, 22	72	90
Affinity X2	77"	36"	20"	21, 22	72	90
Affinity MP3	77"	54"	20"	21, 22	105	90



With a Secret Locker (Shhhh)

Available in : Printed, Ribbed, Sparkle or Solid

Majestic Series




Majestic P4

Model Name	Outer Dimensions (in Inches)			Sheets Thickness (Gauge)	Weight (in kg)	Per Shelf Load Capacity (in kg)
	Height	Width	Depth			
Majestic P4	77"	54"	20"	21, 22	108	90

Available in – Printed, Ribbed, Sparkle or Solid

Mammoth Series



Mammoth P1

Model Name	Outer Dimensions (in Inches)			Sheets Thickness (Gauge)	Weight (in kg)	Per Shelf Load Capacity (in kg)
	Height	Width	Depth			
Mammoth P1	77"	72"	20"	21, 22	145	90

Available in – Printed, Ribbed, Sparkle or Solid

Nouvelle Series



Nouvelle P3



Nouvelle P4

Model Name	Outer Dimensions (in Inches)			Sheets Thickness (Gauge)	Weight (in kg)	Per Shelf Load Capacity (in kg)
	Height	Width	Depth			
Nouvelle P3	77"	36"	20"	21, 22	72	90
Nouvelle P4	77"	36"	20"	21, 22	77	90



With a Secret Chamber (Shhhh)

Available in : Printed, Ribbed, Sparkle or Solid

Crown Series



Crown P1



Crown P2



Crown MP3

Model Name	Outer Dimensions (in Inches)			Sheets Thickness (Gauge)	Weight (in kg)	Per Shelf Load Capacity (in kg)
	Height	Width	Depth			
Crown P1	75"	36"	19"	23	52	70
Crown P2	75"	36"	19"	23	54	70
Crown MP3	75"	54"	19"	23	75	70

Available in : Printed, Sparkle or Solid

Slimish Series Knock-Down Wardrobes



Slimish 2D



Slimish 3D

Assemble at Home

Available in : Solid, Printed, Ribbed And Sparkle

Series	Size in Inches			Sheets Thickness	Total (Weight/Pcs)
	Height	Width	Depth		
Slimish 2D	75"	36"	20.5"	22, 23	64 Kgs
Slimish 3D	75"	54"	20.5"	22, 23	94 Kgs

Dressing Series



Dressing P1

Available in : Solid Range



Dressing P2

Series	Size in Inches			Sheets Thickness	Total (Weight/Pcs)
	Height	Width	Depth		
Dressing P1	75"	36"	19"	22	65
Dressing P2	75"	54"	19"	22	95

Steel n Style

Bliss



Bliss 6' / 5' / 4' / 3'

Product	Length	Width	Weight
Bliss 3 Feet	6'6"	3'	24 Kg
Bliss 4 Feet	6'6"	4'	31 Kg
Bliss 5 Feet	6'6"	5'	36 Kg
Bliss 6 Feet	6'6"	6'	41 Kg

Bed Table



Series	Length	Breadth	Height
P 1	22"	15"	10"
P 2	25"	16"	10"
P 3	20"	12"	9"

Do-it-Yourself Assembly

ALNA



Alna P3

Do-it-Yourself Assembly

Available in : Black & White, Full Brown or Orange & White



Alna P4



Alna P5

Series	Size in inch			Weight
	Height	Width	Depth	
Alna - P3	54"	48"	12"	9 Kg
Alna - P4	58"	47"	15"	11 Kg
Alna - P5	54"	48"	12"	12 Kg

Steel n Style

OFFICE RANGE

The office range offers a splendid variety designed to withstand the relentlessness of the corporate environment. Each and every place delivers the promise of impeccable quality associated with the legacy of Tata Steel

Available in - Sky Blue, Dark Grey, Cherry Red, Medium Grey (Prince Grey), Brown



Elegance Series



Elegance P1



Elegance P2



Elegance P3

Model Name	Outer Dimensions (in Inches)			Sheets Thickness (Gauge)	Weight (in kg)	Per Shelf Load Capacity (in kg)
	Height	Width	Depth			
Elegance P1	77"	36"	20"	21, 22	64	90
Elegance P2	77"	36"	20"	21, 22	64	90
Elegance P3	50"	30"	17"	23	30	75

Available in : Solid Colours
(Sky Blue, Dark Grey, Cherry Red, Medium Grey, Brown)

Elegance Series



Elegance P3 With Locker



Elegance SP4



Elegance Glass Door

Model Name	Outer Dimensions (in Inches)			Sheets Thickness (Gauge)	Weight (in kg)	Per Shelf Load Capacity (in kg)
	Height	Width	Depth			
Elegance P3 with Locker	50"	30"	17"	23	32	75
Elegance SP4	75"	36"	19"	22, 23	55	70
Elegance Glass Door	75"	36"	19"	22, 23	53	70

Available in : Solid Colours
(Sky Blue, Dark Grey, Cherry Red, Medium Grey, Brown)

Bookish & Filing



Filing P1



Filing P2



Bookish P1

Bookish P2

Model Name	Outer Dimensions (in Inches)			Sheets Thickness (Gauge)	Weight (in kg)	Per Shelf Load Capacity (in kg)
	Height	Width	Depth			
Filling P1	52"	19"	25"	22	41	40
Filling P2	40"	19"	25"	22	32	40
Bookish P1	69"	36"	15"	22, 23	44	40
Bookish P2	52"	36"	15"	22, 23	34	40

Available in : Solid Colours
(Sky Blue, Dark Grey, Cherry Red, Medium Grey, Brown)

Dexter



Dexter P1
4'x2' Wooden Top



Dexter P2
5'x3' Wooden Top

Model Name	Outer Dimensions For Chamber (in Inches)			Sheets Thickness (Gauge)	Weight (in kg)
	Height	Width	Depth		
Dexter P1	30"	43"	19"	23	12
Dexter P2	30"	58"	19"	23	24

Available in : Brown & White or Full Brown only

Slotted Angle Rack



Shelves			
Thickness (in mm)	Width (")	Depth (")	Per Shelf Load Capacity (in kg)
0.50	15"	36"	80
0.50	18"	36"	70
0.70	15"	36"	100
0.70	18"	36"	90

Angles	
Thickness (in mm)	Length
1.20	6'6"
1.60	8'
1.20	6'6"
1.60	8'

Do-it-Yourself Assembly

Available in : Full Grey, Full Brown or Orange & White

Bring Home **PEACE OF MIND**

With **Steel n Style**

Need after-sales support?
We are just a call away!

TOLL FREE NO:

1800-345-8282
84860-23248

customercare@steelInstyle.in



 **RIGHT PRICE
ASSURED**

Check our prices
online before buying



or visit
www.steelInstyle.in/Price-List

Steel n Style

A **TATA** STEEL PRODUCT

Scan for E-Catalogue

QR code below



or visit

www.steelstyle.in

Master Franchisors

 **HK-SAGAR**

Saagar Furnico Pvt. Ltd., Assam

www.hksagar.com

